

November 19, 2020

To,  
Listing Department,  
BSE Limited  
Phiroze Jeejeebhoy Towers,  
Dalal Street,  
Mumbai - 400 001

Scrip Code- 539402

Dear Sir / Madam,

**Sub: Revised Outcome of Board Meeting held on 14.11.2020 at 04:00-04:30 P.M. at the Registered Office of the Company.**

In continuation to our letter of outcome of Board Meeting dated 14.11.2020 pursuant to regulation 33 read with Regulation 30 of Securities and Exchange Board of India (Listing Obligations and Disclosure Requirements ) Regulations, 2015, the Unaudited Financial Results set out in compliance with Indian Accounting Standards (Ind – AS) for the Half Year and Year ended September 30, 2020, due to some clerical error there was some changes in Unaudited Cash Flow Statement which we have submitted on 14.11.2020. Therefore, we are attaching the revised Financial Results alongwith Limited Review Report.

You are requested to kindly update above information on your record.

Thanking You



Atul Jain  
Managing Director



**VAKSONS FORCE**  
(Vaksons Automobiles Ltd.)  
(Formerly known as Vaksons Automobiles Pvt. Ltd.)  
(An ISO 9001:2008 certified Company)

Authorised Dealer : LCVs > MUVs > SCVs

Corp. Off.: A-Block, Shubham Gardens Complex, Murthal Road, Sonapat-131 001 (Haryana) INDIA

Telefax : 0130-2218572, 9354833999, 9315033555

Regd. Off.: 105, 1st Floor, Barodia Tower, D Block, Prashant Vihar, New Delhi-110085

E-mail : vakson.force@gmail.com, Website : www.vaksonsautomobiles.in

## M/s DNJ & Co.

Chartered Accountants  
#111, Times Square 28, BMK Market,  
G. T. Road, Panipat (West) - 132103  
Tel No.: 0180 - 4002545



### Independent Auditor's Limited Review Report on Unaudited Consolidated Half year ended financial results of VAKSONS AUTOMOBILES LIMITED pursuant to the regulation 33 of the SEBI (Listing Obligations and Disclosures Requirements) Regulations, 2015 as amended

To  
The Board of Directors of  
VAKSONS AUTOMOBILES LIMITED


1. We have reviewed the accompanying Statement of Unaudited Consolidated Financial Results ("the Statement") of VAKSONS AUTOMOBILES LIMITED ("the Parent") and its subsidiary (collectively referred to as 'the Group'), for the half year ended 30<sup>th</sup> September, 2020, being submitted by the Parent pursuant to the requirement of Regulation 33 of the SEBI (Listing Obligations and Disclosure Requirements) Regulations, 2015 as amended.

This Statement, which is the responsibility of the Parent's Management and approved by the Parent's Board of Directors, has been prepared in accordance with the recognition and measurement principles laid down in Accounting Standard 25 "Interim Financial Reporting" ("AS 25"), prescribed under Section 133 of The Companies Act, 2013, and other accounting principles generally accepted in India. Our responsibility is to express a conclusion on the Statement based on our review.

2. We conducted our review of the Statement in accordance with the Standard on Review Engagements (SRE) 2410, "Review of interim Financial Information Performed by the Independent Auditor of the Entity" issued by the Institute of Chartered Accountants of India. A review of interim financial information consists of making inquiries, primarily of persons responsible for financial and accounting matters, and applying analytical and other review procedures. A review is substantially less in scope than an audit conducted in accordance with Standards on Auditing and consequently does not enable us to obtain assurance that we would become aware of all significant matters that might be identified in an audit. Accordingly, we do not express an audit opinion.

We also performed procedures in accordance with the circular issued by the SEBI under Regulation 33 (8) of the SEBI (Listing Obligations and Disclosure Requirements) Regulations, 2015, as amended, to the extent applicable.

- i. The Statement includes the results of the Subsidiary namely M/s VAKSONS Metaplast Private Limited.
3. Based on our review conducted and procedures performed as stated in paragraph 2 above, nothing has come to our attention that causes us to believe that the accompanying Statement, prepared in accordance with the recognition and measurement principles laid down in the Accounting Standard and other accounting principles generally accepted in India, has not disclosed the information required to be disclosed in terms of Regulation 33 of the SEBI (Listing Obligations and Disclosure Requirements) Regulations, 2015, as amended, including the manner in which it is to be disclosed, or that it contains any material misstatement.



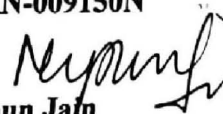


## M/s DNJ & Co.

Chartered Accountants  
#111, Times Square 28, BMK Market,  
G. T. Road, Panipat (West) - 132103  
Tel No.: 0180 - 4002545

4. The Statement includes the interim financial results and other financial information of subsidiary which has not been reviewed, whose interim financial results and other financial information reflect total revenue of Rs. 123.94 Lakhs, total net (loss) after tax of Rs. (54.48) Lakhs and total comprehensive Income/(Loss) of Rs. (54.57) Lakhs for the half year ended 30<sup>th</sup> September, 2020 respectively, cash inflow of Rs. 1.15 lakhs for the half year ended 30<sup>th</sup> September, 2020, as considered in the Statement. These interim financial results and other financial information has been certified and furnished by the Management of the parent and our review conclusion on the consolidated financial results, in so far as it relates to in respect of these subsidiaries, is solely based on such financial information complied by the Management of the parent.
5. According to the information and explanations given to us by the management, these interim financial results and other financial information are not material to the Group to the extent that *parent company did not have any revenue during this period.* Our conclusion on the Statement is not modified in respect of the above matter.

For DNJ and Co.  
Chartered Accountants  
FRN-009150N

  
Nipun Jain  
Partner

M.No. 087820

UDIN: 20087820AAAAFK8552

Date: 14.11.2020





## M/s DNJ & Co.

Chartered Accountants  
#111, Times Square 28, BMK Market,  
G. T. Road, Panipat (West) - 132103  
Tel No.: 0180 - 4002545


**Independent Auditor's Limited Review Report on Unaudited Standalone Half year ended financial results of VAKSONS AUTOMOBILES LIMITED pursuant to the regulation 33 of the SEBI (Listing Obligations and Disclosures Requirements) Regulations, 2015 as amended**

To  
**The Board of Directors of  
VAKSONS AUTOMOBILES LIMITED**

1. We have reviewed the accompanying Statement of Unaudited Standalone Financial Results ("the Statement") of **VAKSONS AUTOMOBILES LIMITED** ("the Company"), for the half year ended 30<sup>th</sup> September, 2020, being submitted by the Company pursuant to the requirement of Regulation 33 of the SEBI (Listing Obligations and Disclosure Requirements) Regulations, 2015 as amended.  
This Statement which is the responsibility of the Company's Management and has been prepared in accordance with the recognition and measurement principles laid down in the Accounting Standard 25 "Interim Financial Reporting" ("AS 3425"), prescribed under Section 133 of the Companies Act, 2013 read with relevant rules issued thereunder and other accounting principles generally accepted in India and approved by the Board of Directors of the Company. Our responsibility is to issue a report on the Statement based on our review.
2. We conducted our review of the Statement in accordance with the Standard on Review Engagements (SRE) 2410 'Review of Interim Financial Information Performed by the Independent Auditor of the Entity', issued by the Institute of Chartered Accountants of India. This Standard requires that we plan and perform the review to obtain moderate assurance as to whether the Statement is free of material misstatement. A review is limited primarily to inquiries of Company personnel and analytical procedures applied to financial data and thus provides less assurance than an audit. We have not performed an audit and, accordingly, we do not express an audit opinion.
3. Based on our review conducted as stated above, nothing has come to our attention that causes us to believe that the accompanying Statement, prepared in accordance with the Accounting Standards and other accounting principles generally accepted in India, has not disclosed the information required to be disclosed in terms of Regulation 33 of the SEBI (Listing Obligations and Disclosure Requirements) Regulations, 2015 as amended, including the manner in which it is to be disclosed, or that it contains any material misstatement.

For DNJ and Co.

Chartered Accountants & Co.  
FRN-009150N

  
(Nipun Jain)

Partner

M.No. 087828

UDIN: 20087820AAAAFJ2522

Date: 14.11.2020



# M/S VAKSONS AUTOMOBILES LIMITED

CIN NO: L51502DL2003PLC119052

Registered Office: 105, 1st Floor, Barodia Tower, Plot No 12, D Block, Central Market, Prashant Vihar, New Delhi 110085

Web Site: www.vaksonsautomobiles.in Email ID: cs@vaksonsautomobiles.in

## STATEMENT OF STANDALONE & CONSOLIDATED UN-AUDITED RESULTS FOR THE HALF YEAR ENDED 30th SEPTEMBER, 2020

(Rs in Lacs)

S.No	Particulars	STANDALONE					CONSOLIDATED		
		HALF YEAR ENDED			YEAR ENDED		HALF YEAR ENDED	YEAR ENDED	
		30.09.2020 (Un Audited)	30.09.2019 (Un Audited)	31.03.2020 (Audited)	31.03.2020 (Audited)	31.03.2019 (Audited)	30.09.2020 (Un Audited)	31.03.2020 (Audited)	31.03.2019 (Audited)
<b>1</b>	<b>Income from Operations</b>								
	(a) Revenue from Operations	-	273.06	12.07	285.13	1,664.10	123.94	1,381.58	4,011.91
	(b) Other Income	-	9.35	(9.10)	0.25	17.66	-	73.03	99.55
	<b>Total income</b>	-	<b>282.41</b>	<b>2.98</b>	<b>285.39</b>	<b>1,681.76</b>	<b>123.94</b>	<b>1,454.61</b>	<b>4,111.46</b>
<b>2</b>	<b>Expenses</b>								
	(a) Purchase of stock-in-trade	-	173.85	1.87	175.72	1,466.55	146.44	1,003.84	3,885.70
	(b) Changes in inventories of stock-in-trade	-	508.35	205.31	713.66	122.89	(4.39)	1,038.60	16.25
	(c) Employee benefits expense	0.61	3.54	(0.74)	2.80	22.54	0.61	10.72	37.47
	(d) Finance Cost	0.04	0.35	1.12	1.47	44.56	29.48	54.36	105.73
	(e) Depreciation and amortisation expense	3.84	5.88	3.53	9.41	11.76	7.00	18.60	24.98
	(f) Other expenses	1.89	5.67	15.84	21.51	42.71	5.87	31.15	78.59
	<b>Total Expenses</b>	<b>6.38</b>	<b>697.64</b>	<b>226.93</b>	<b>924.57</b>	<b>1,711.01</b>	<b>185.01</b>	<b>2,157.27</b>	<b>4,148.72</b>
<b>3</b>	<b>Profit / (Loss) Before exceptional , Extraordinary items &amp; Tax (1-2)</b>	<b>(6.38)</b>	<b>(415.23)</b>	<b>(223.96)</b>	<b>(639.19)</b>	<b>(29.25)</b>	<b>(61.07)</b>	<b>(702.66)</b>	<b>(37.26)</b>
<b>4</b>	<b>Exceptional Items</b>	-	-	-	-	-	-	-	-
<b>5</b>	<b>Profit / (Loss) before tax</b>	<b>(6.38)</b>	<b>(415.23)</b>	<b>(223.96)</b>	<b>(639.19)</b>	<b>(29.25)</b>	<b>(61.07)</b>	<b>(702.66)</b>	<b>(37.26)</b>
<b>6</b>	<b>Tax expense- Current Tax</b>	-	-	-	-	-	-	-	-
	- Deferred Tax	0.10	-	0.06	0.06	0.49	(0.11)	(0.90)	(1.62)
<b>7</b>	<b>Net Profit / (Loss) after tax (5-6)</b>	<b>(6.47)</b>	<b>(415.23)</b>	<b>(224.02)</b>	<b>(639.25)</b>	<b>(29.74)</b>	<b>(60.95)</b>	<b>(701.76)</b>	<b>(35.64)</b>
<b>8</b>	<b>Total Comprehensive Income for the period</b>	<b>(6.47)</b>	<b>(415.23)</b>	<b>(224.02)</b>	<b>(639.25)</b>	<b>(29.74)</b>	<b>(60.95)</b>	<b>(701.76)</b>	<b>(35.64)</b>
<b>9</b>	<b>Paid-up equity share capital</b>	657.53	657.53	657.53	657.53	657.53	657.53	657.53	657.53
<b>10</b>	<b>Reserve excluding Revaluation Reserves as per balance sheet of previous accounting year</b>	-	-	-	605.96	635.26	-	611.55	646.75
	<b>Earnings per Share (EPS of Rs 10/- Each) (not annualised)</b>								
	a) Basic & Diluted EPS before Extraordinary items (Rs)	(0.01)	(0.63)	(0.34)	(0.97)	(0.05)	(0.09)	(1.07)	(0.05)
	b) Basic & Diluted EPS after Extraordinary items (Rs)	(0.01)	(0.63)	(0.34)	(0.97)	(0.05)	(0.09)	(1.07)	(0.05)

**Notes:**

- The above financial results of the company were reviewed by the Audit Committee and approved by the Board of Director of the company.
- The Statement of Assets and Liabilities is Provided separately



# M/S VAKSONS AUTOMOBILES LIMITED

CIN NO: L51502DL2003PLC119052

Registered Office: 105, 1st Floor, Barodia Tower, Plot No 12, D Block, Central Market, Prashant Vihar, New Delhi 110085

Web Site: www.vaksonsautomobiles.in Email ID: cs@vaksonsautomobiles.in

## Statement of Assets and Liabilities As At 30.09.2020

Particulars	Consolidated		Standalone	
	As at 30th Sep, 2020	As at 31st March, 2020	As at 30th Sep, 2020	As at 31st March, 2020
<b>ASSETS</b>				
<b>Non-current assets</b>				
(a) Property, plant and equipment	530.43	537.44	513.12	516.97
(b) Capital work-in-progress	40.31	40.31	40.31	40.31
(c) Financial assets				
(i) Investments	-	-	183.70	183.70
(ii) Other financial assets	-	-	-	-
(d) Other non-current asset	0.41	0.41	0.41	0.41
(e) Deferred tax Asset (net)	1.92	2.68	-	-
<b>Total non-current assets</b>	<b>573.07</b>	<b>580.84</b>	<b>737.54</b>	<b>741.39</b>
<b>Current assets</b>				
(a) Inventories	94.02	89.63	-	-
(b) Financial assets				
(i) Trade receivables	375.45	418.50	51.09	51.98
(ii) Cash and cash equivalents	16.06	16.97	8.83	10.89
(iii) Other bank balances	-	-	-	-
(iv) Other financial asset	5.05	5.05	5.05	5.05
(c) Other current assets	563.80	602.69	317.91	316.31
<b>Total current assets</b>	<b>1,054.38</b>	<b>1,130.84</b>	<b>382.88</b>	<b>384.23</b>
<b>TOTAL ASSETS</b>	<b>1,627.46</b>	<b>1,711.68</b>	<b>1,120.42</b>	<b>1,125.62</b>
<b>EQUITY AND LIABILITIES</b>				
<b>Equity</b>				
(a) Equity share capital	657.53	657.53	657.53	658
(b) Other equity	(151.52)	(90.20)	(39.76)	(33)
<b>Total equity</b>	<b>506.01</b>	<b>567.33</b>	<b>617.77</b>	<b>624</b>
<b>Non-current liabilities</b>				
(a) Financial liabilities				
(i) Borrowings	67.26	34.64	6.36	8.16
(b) Deferred tax liability (net)	9.49	9.40	9.49	9.40
<b>Total non current liabilities</b>	<b>76.75</b>	<b>44.04</b>	<b>15.85</b>	<b>17.56</b>
<b>Current liabilities</b>				
(a) Financial liabilities				
(i) Borrowings	332.86	503.81	72.91	72.91
(ii) Trade payable				
1. Dues of micro enterprises and small enterprises	-	-	-	-
2. Dues of creditor other than micro enterprises and small enterprises	552.79	540.25	397.14	395.09
(iii) Other financial liabilities	-	-	-	-
(b) Other current liabilities	159.05	56.26	16.76	15.82
(c) Income tax liabilities (net)	-	-	-	-
<b>Total current liabilities</b>	<b>1,044.70</b>	<b>1,100.32</b>	<b>486.81</b>	<b>483.82</b>
<b>TOTAL EQUITY AND LIABILITIES</b>	<b>1,627.46</b>	<b>1,711.68</b>	<b>1,120.42</b>	<b>1,125.62</b>

0

(0)



## VAKSONS AUTOMOBILES LIMITED

Unaudited statement of cash flow for the year ended 30th Sep, 2020

S.No.	Particulars	Consolidated		Standalone	
		Half Year ended 30th Sep, 2020	Year ended 31st March, 2020	Half Year ended 30th Sep, 2020	Year ended 31st March, 2020
A)	<b>Cash flow from operating activities</b>				
	Profit before taxation	(61.07)	(702.65)	(6.38)	(639.19)
	Adjustment for :				
	Depreciation and amortisation	7.00	18.60	3.84	9.41
	Finance cost	29.48	54.36	0.04	1.47
	Interest income	-	-	-	-
	<b>Operating profit/(loss) before working capital changes</b>	<b>(24.59)</b>	<b>(629.69)</b>	<b>(2.50)</b>	<b>(628.31)</b>
	Adjustment for :				
	Increase/ (Decrease) in trade payables and other liabilities	115.33	1,004.96	2.99	(290.39)
	Decrease/ (Increase) in inventories	(4.39)	1,038.60	-	713.66
	Decrease/ (Increase) in trade receivables and other assets	80.55	645.30	(0.71)	207.94
	<b>Cash Generated from operations</b>	<b>166.90</b>	<b>2,059.17</b>	<b>(0.22)</b>	<b>2.90</b>
	Taxes paid (net)	-	-	-	-
	<b>Net cash flow from/(used in) operating activities (A)</b>	<b>166.90</b>	<b>2,059.17</b>	<b>(0.22)</b>	<b>2.90</b>
B)	<b>Cash from investing activities</b>				
	Purchase of property, plant and equipment			0	0
	Interest income				
	<b>Net cash used in investing activities (B)</b>	<b>-</b>	<b>-</b>	<b>-</b>	<b>-</b>
C)	<b>Cash flow from financing activities</b>				
	Proceeds from long-term borrowings	32.62	(8.42)	(1.80)	(4.28)
	Proceeds from short-term borrowings	(170.95)	16.26	-	-
	Finance cost paid	(29.48)	(54.36)	(0.04)	(1.47)
	<b>Net cash flow from financing activities (C)</b>	<b>(167.80)</b>	<b>(46.52)</b>	<b>(1.84)</b>	<b>(5.75)</b>
	Net increase/ (decrease) in cash and cash equivalents (A+B+C)	(0.91)	2.72	(2.06)	(2.85)
D)	Cash and cash equivalents as at the beginning of the year	16.97	14.25	10.89	13.74
E)	<b>Cash and cash equivalents as at the end of the year</b>	<b>16.06</b>	<b>16.97</b>	<b>8.83</b>	<b>10.89</b>
F)	<b>Component of cash and cash equivalents</b>				
	Cash and cash equivalent	16.06	16.97	8.83	10.89
	<b>Total</b>	<b>16.06</b>	<b>16.97</b>	<b>8.83</b>	<b>10.89</b>

Notes: 0.00

1. The above financial results of the company were reviewed by the Audit Committee and approved by the Board of Director of the company.
2. The Statement of Assets and Liabilities is Provided separately

